





# ENERG



Miele

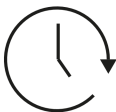
PWM 507 [EL DV]



**45 kWh** /  100



**7,0 kg**



**3:19**



**37 L**



**A B C D E F G**



**A B C D**